




National Incident Management System (NIMS), An Introduction

IS-700

Self-Study Guide

August 2004



FEMA

Property of Wayne County Fire Department
Chief Rufus Landrum
David Hollbrook Coordinator

Please do not write in this book, use a blank sheet of paper to take the test at the end of each chapter. Keep this book in the condition that you received it show others can use it when you are done.

Thank you!!

Lesson 1: What Is the National Incident Management System (NIMS)?

Lesson Overview	1-2
What Is NIMS?.....	1-2
NIMS Compliance.....	1-2
Why Do We Need a National Incident Management System?.....	1-3
NIMS Concepts and Principles.....	1-5
NIMS Components	1-6
Command Management.....	1-5
Preparedness	1-5
Resource Management.....	1-6
Communications and Information Management.....	1-6
Support Technologies.....	1-6
Ongoing Management and Maintenance	1-6
For More Information	1-7

Lesson 2: Command and Management Under NIMS—Part 1

Lesson Overview	2-2
Incident Command and Management	2-2
ICS Features.....	2-5
Common Terminology	2-5
Organizational Resources	2-5
Manageable Span of Control.....	2-5
Organizational Facilities	2-6
Use of Position Titles	2-6
Reliance on an Incident Action Plan.....	2-6
Integrated Communications.....	2-7
Accountability.....	2-7
For More Information	2-9

Lesson 3: Command and Management Under NIMS—Part 2

Lesson Overview	3-2
Unified and Area Command	3-2
What Is Unified Command?.....	3-3
How Does Unified Command Work?.....	3-3
What Is an Area Command	3-4
What Does an Area Command Do?	3-4
How Is an Area Command Organized?.....	3-4
Multiagency Coordination Systems	3-7
What Are Multiagency Coordination Systems?	3-7
What Do Multiagency Coordination Systems Do?	3-7
Multiagency Coordination Systems Elements	3-8
Emergency Operations Centers	3-8
Multiagency Coordination Entity Incident Responsibilities	3-9
Multiagency Coordination Entity Postincident Responsibilities	3-9
For More Information	3-11

Lesson 4: Public Information

Lesson Overview 4-2
 Public Information During Domestic Incidents..... 4-2
 Coordination of Public Information 4-5
 The JIC 4-5
 Organizations Retain Their Independence 4-5
 Levels of JICs 4-6
 JIC Characteristics..... 4-6
 JIC Organization 4-7
 For More Information 4-8

Lesson 5: Preparedness

Lesson Overview 5-2
 What Is Preparedness? 5-2
 Preparedness Organizations 5-5
 Responsibilities of Preparedness Organizations..... 5-5
 Preparedness Planning 5-5
 Types of Plans 5-6
 Training and Exercises 5-7
 Training and Exercises and the NIMS Integration Center 5-7
 Personnel Qualification and Certification..... 5-8
 Equipment Certification 5-8
 Mutual Aid Agreement and Emergency Management Assistance Compacts..... 5-9
 Publication Management 5-9
 For More Information 5-11

Lesson 6: Resource Management

Lesson Overview 6-2
 What Is Resource Management? 6-2
 Resource Management Concepts 6-2
 Resource Management Principles..... 6-3
 Managing Resources 6-4
 For More Information 6-6

Lesson 7: Communications, Information Management, and Supporting Technology

Lesson Overview 7-2
 Concepts and Principles 7-2
 Communications and Information Management Principles 7-2
 Principles of Supporting Technologies 7-3
 Managing Communications and Information 7-3
 For More Information 7-4

Lesson 8: Course Summary

Summary and Posttest Overview 8-2

Introduction to NIMS 8-2

NIMS Components 8-2

Command and Management Under NIMS 8-3

The Incident Command System 8-3

ICS Features..... 8-3

Unified Command..... 8-6

Area Command..... 8-6

Area Command Responsibilities 8-6

Multiagency Coordination System Elements..... 8-7

Public Information 8-7

JIC Characteristics..... 8-8

Preparedness 8-8

Preparedness Organizations 8-8

Preparedness Planning 8-9

Training and Exercise 8-9

Personnel Qualification and Certification..... 8-10

Equipment Certification 8-10

Mutual Aid Agreements and Emergency Management Assistance Compacts 8-10

Publication Management 8-10

Resource Management 8-10

Managing Resources Under NIMS..... 8-11

Communications, Information Management, and Supporting Technology 8-13

NIMS’s Focus on Supporting Technology 8-13

Managing Communications and Information 8-13

Taking the Posttest 8-13

Lesson 1: What Is the National Incident Management System (NIMS)?

Self-Study Guide

Lesson Purpose This lesson introduces you to the National Incident Management System (NIMS).

Lesson 1 Objectives After completing this lesson, you should be able to:

- Describe how NIMS will help to coordinate and integrate the response to domestic incidents.
 - Describe NIMS concepts and principles.
 - Identify NIMS components.
-

Estimated Time 15 minutes

Contents This lesson includes the following sections:

- Lesson Overview
 - What is NIMS?
 - NIMS Compliance
 - Why Do We Need NIMS?
 - NIMS Concepts and Principles
 - NIMS Components
 - For More Information
-

Lesson Overview

On February 28, 2003, President Bush issued Homeland Security Presidential Directive–5. HSPD–5 directed the Secretary of Homeland Security to develop and administer a National Incident Management System. NIMS provides a consistent nationwide template to enable all government, private-sector, and nongovernmental organizations to work together during domestic incidents.

This lesson will describe the key concepts and principles of NIMS, and the benefits of using the system for domestic incident response. At the end of this lesson, you should be able to describe these key concepts, principles, and benefits.

What Is NIMS?

NIMS is a comprehensive, national approach to incident management that is applicable at all jurisdictional levels and across functional disciplines. The intent of NIMS is to:

- Be applicable across a full spectrum of potential incidents and hazard scenarios, regardless of size or complexity.
- Improve coordination and cooperation between public and private entities in a variety of domestic incident management activities.

NIMS Compliance

HSPD-5 requires Federal departments and agencies to make the adoption of NIMS by State and local organizations a condition for Federal preparedness assistance (grants, contracts, and other activities) by FY 2005.

Jurisdictions can comply in the short term by adopting the Incident Command System. Other aspects of NIMS require additional development and refinement to enable compliance at a future date.

Why Do We Need a National Incident Management System?

Lessons learned from previous large-scale disasters point to a need for a National Incident Management System.

Emergencies occur every day somewhere in the United States. These emergencies are large and small and range from fires to hazardous materials incidents to natural and technological disasters. Each incident requires a response.

Whether from different departments within the same jurisdiction, from mutual aid partners, or from State and Federal agencies, responders need to be able to work together, communicate with each other and depend on each other.

Until now, there have been no standards for domestic incident response that reach across all levels of government and all response agencies. The events of September 11 have underscored the need for and importance of national standards for incident operations, incident communications, personnel qualifications, resource management, and information management and supporting technology.

To provide standards for domestic incident response, President Bush signed HSPD-5. HSPD-5 authorized the Secretary of Homeland Security to develop the National Incident Management System, or NIMS. NIMS provides for interoperability and compatibility among all responders.

Planning Activity

Review the list below and mark the items that your jurisdiction already does or is able to do.

- | Yes | No | |
|--------------------------|--------------------------|---|
| <input type="checkbox"/> | <input type="checkbox"/> | Involve all responding agencies, private organizations, and nongovernmental organizations in planning, training, and exercise activities. |
| <input type="checkbox"/> | <input type="checkbox"/> | Integrate the Incident Command System (ICS) into your jurisdiction's Emergency Operations Plan (EOP) and procedures. |
| <input type="checkbox"/> | <input type="checkbox"/> | Use ICS for all incidents, regardless of type. |
| <input type="checkbox"/> | <input type="checkbox"/> | Coordinate the sharing of information and intelligence between the Incident Command and the EOP or other Multiagency Coordination Entity. |
| <input type="checkbox"/> | <input type="checkbox"/> | Operate as a team, regardless of the agencies or mutual aid partners involved in a response. |
| <input type="checkbox"/> | <input type="checkbox"/> | Communicate among all responding agencies, including mutual aid partners. |
| <input type="checkbox"/> | <input type="checkbox"/> | Maintain interoperability of all resources, including resources owned by mutual aid partners. |
| <input type="checkbox"/> | <input type="checkbox"/> | Train all personnel who could be involved in a response to minimum proficiency standards. |
| <input type="checkbox"/> | <input type="checkbox"/> | Categorize all response resources according to performance capability. |
| <input type="checkbox"/> | <input type="checkbox"/> | Identify, mobilize, dispatch, track, and recover incident resources. |
| <input type="checkbox"/> | <input type="checkbox"/> | Establish a Joint Information System (JIS) to coordinate the release of information to the public. |
| <input type="checkbox"/> | <input type="checkbox"/> | Maintain complete records of training certifications. |
| <input type="checkbox"/> | <input type="checkbox"/> | Research and apply best practices from incidents that present the highest risk to your jurisdiction. |

If you did not mark all "Yes" boxes, your jurisdiction can benefit from NIMS.

NIMS Concepts and Principles

NIMS provides a framework for interoperability and compatibility by balancing flexibility and standardization.

- NIMS provides a **flexible** framework that facilitates government and private entities at all levels working together to manage domestic incidents. This flexibility applies to all phases of incident management, regardless of cause, size, location, or complexity.
- NIMS provides a set of **standardized** organizational structures, as well as requirements for processes, procedures, and systems designed to improve interoperability.

NIMS Components

NIMS is comprised of several components that work together as a system to provide a national framework for preparing for, preventing, responding to, and recovering from domestic incidents. These components include:

- Command and management.
- Preparedness.
- Resource management.
- Communications and information management.
- Supporting technologies.
- Ongoing management and maintenance.

Although these systems are evolving, much is in place now. Each of these components will be described on the pages that follow.

Command and Management

NIMS standard incident management structures are based on three key organizational systems:

- The **Incident Command System (ICS)** defines the operating characteristics, management components, and structure of incident management organizations throughout the life cycle of an incident
- The **Multiagency Coordination System**, which defines the operating characteristics, management components, and organizational structure of supporting entities
- The **Public Information System**, which includes the processes, procedures, and systems for communicating timely and accurate information to the public during emergency situations

Preparedness

Effective incident management begins with a host of preparedness activities. These activities are conducted on a “steady-state” basis, well in advance of any potential incident. Preparedness involves a combination of:

- Planning, training, and exercises.
- Personnel qualification and certification standards.
- Equipment acquisition and certification standards.
- Publication management processes and activities.
- Mutual aid agreements and Emergency Management Assistance Compacts (EMACs).

What Is the National Incident Management System (NIMS)?

Resource Management

When fully implemented, NIMS will define standardized mechanisms and establish requirements for describing, inventorying, mobilizing, dispatching, tracking, and recovering resources over the life cycle of an incident.

Communications and Information Management

NIMS identifies the requirements for a standardized framework for communications, information management, and information-sharing support at all levels of incident management.

- Incident management organizations must ensure that effective, interoperable communications processes, procedures, and systems exist across all agencies and jurisdictions.
- Information management systems help ensure that information flows efficiently through a commonly accepted architecture. Effective information management enhances incident management and response by helping to ensure that decisionmaking is better informed.

Supporting Technologies

Technology and technological systems provide supporting capabilities essential to implementing and refining NIMS. Examples include:

- Voice and data communication systems.
- Information management systems, such as recordkeeping and resource tracking.
- Data display systems.

Supporting technologies also include specialized technologies that facilitate ongoing operations and incident management activities in situations that call for unique technology-based capabilities.

Ongoing Management and Maintenance

DHS established the NIMS Integration Center to provide strategic direction and oversight in support of routine review and continual refinement of both the system and its components over the long term.

Planning Activity

Using the space below, write the three greatest benefits that your jurisdiction can gain from NIMS.

Planning Activity Feedback

Compare your list of benefits to the list provided below.

NIMS Benefits:

- Flexible framework that facilitates public and private entities at all levels working together to manage domestic incidents
- Standardized organizational structures, processes, procedures, and systems designed to improve interoperability
- Standards for planning, training, and exercising
- Personnel qualification standards
- Equipment acquisition and certification standards
- Publication management processes and activities
- Interoperable communications processes, procedures, and systems
- Information management systems that use a commonly accepted architecture
- Supporting technologies, such as voice and data communications systems, information systems, data display systems, and specialized technologies

For More Information

More information about NIMS principles, concepts, and components is included in the National Incident Management System document, available at: www.dhs.gov/interweb/assetlibrary/NIMS-90-web.pdf.

Lesson 2: Command and Management Under NIMS—Part 1

Self-Study Guide

Lesson Purpose

This lesson introduces you to the organizational structure of ICS.

Lesson 2 Objectives

After completing this lesson, you should be able to:

- Identify five major management functions.
 - Determine whether the principle of span of control has been applied properly in a scenario.
 - Describe the purpose of unique position titles in ICS.
 - Explain the roles and responsibilities of the Incident Commander and Command Staff.
-

Estimated Time

20 minutes

Contents

This lesson includes the following sections:

- Lesson Overview
 - Incident Command and Management
 - ICS Features
 - For More Information
-

Lesson Overview

Analysis of past responses indicates that the most common cause of response failure is poor management. Confusion about who's in charge of what and when, together with unclear lines of authority, have been the greatest contributors to poor response.

This lesson will describe how NIMS addresses command and management. At the end of this lesson, you should be able to:

- Identify the benefits of using ICS as the model incident management system.
- Identify the organizational structure of ICS.
- Identify five major management functions.
- Describe the purpose of unique position titles in ICS.
- Explain the roles and responsibilities of the Command and General staff.

Incident Command and Management

NIMS employs two levels of incident management structures, depending on the nature of the incident.

- The **Incident Command System (ICS)** is a standard, on-scene, all-hazard incident management system. ICS allows users to adopt an integrated organizational structure to match the needs of single or multiple incidents.
- **Multiagency Coordination Systems** are a combination of facilities, equipment, personnel, procedures, and communications integrated into a common framework for coordinating and supporting incident management.

ICS will be described in this lesson. Unified Command, Area Command, and Multiagency Coordination Systems will be addressed in Lesson 3.

NIMS requires that responses to all domestic incidents utilize a common management structure. The Incident Command System—or ICS—is a standard, on-scene, all-hazard incident management concept. ICS is a proven system that is used widely for incident management by firefighters, rescuers, emergency medical teams, and hazardous materials teams. ICS represents organizational “best practices” and has become the standard for incident response across the country.

ICS is interdisciplinary and organizationally flexible to meet the needs of incidents of any kind, size, or level of complexity. Using ICS, personnel from a variety of agencies can meld rapidly into a common management structure.

ICS has been tested for more than 30 years and used for planned events, fires, hazardous materials spills, and multicasualty incidents; multijurisdictional and multiagency disasters, such as earthquakes, hurricanes, and winter storms; search and rescue missions; biological outbreaks and disease containment; and acts of terrorism.

ICS helps all responders communicate and get what they need when they need it. ICS also provides a safe, efficient, and cost-effective response and recovery strategy.

Knowledge Review

Read each question and determine whether it is myth or fact. Circle the correct answer. Check your answers against the correct answers on the next page.

Question 1 of 3

ICS has become the standard for incident management across the country.

- Myth
- Fact

Question 2 of 3

Although ICS has proven itself in the wildfire arena, it isn't effective for other types of events.

- Myth
- Fact

Question 3 of 3

Using ICS helps personnel from a variety of agencies meld rapidly into a common management structure.

- Myth
- Fact

**Knowledge Review
Answers**

Check your answers against the correct answers below. If you answered any questions incorrectly, review the previous section.

Question 1 of 3

ICS has become the standard for incident management across the country.

- Myth
- **Fact**

Question 2 of 3

Although ICS has proven itself in the wildfire arena, it isn't effective for other types of events.

- **Myth**
- Fact

Question 3 of 3

Using ICS helps personnel from a variety of agencies meld rapidly into a common management structure.

- Myth
- **Fact**

ICS Features

ICS has several features that make it well suited to managing incidents. These features include:

- Common terminology.
- Organizational resources.
- Manageable span of control.
- Organizational facilities.
- Use of position titles.
- Reliance on an Incident Action Plan.
- Integrated communications.
- Accountability.

Each of these features will be described next.

Common Terminology

The ability to communicate within ICS is absolutely critical. Using standard or common terminology is essential to ensuring efficient, clear communications. ICS requires the use of common terminology, including standard titles for facilities and positions within the organization.

Common terminology also includes the use of “clear text”—that is, communication without the use of agency-specific codes or jargon. In other words, use plain English.

Organizational Resources

Resources, including all personnel, facilities, and major equipment and supply items used to support incident management activities are assigned common designations. Resources are “typed” with respect to capability to help avoid confusion and enhance interoperability.

Manageable Span of Control

Maintaining adequate span of control throughout the ICS organization is critical. Effective span of control may vary from three to seven, and a ratio of one supervisor to five reporting elements is recommended.

If the number of reporting elements falls outside of this range, expansion or consolidation of the organization may be necessary. There may be exceptions, usually in lower-risk assignments or where resources work in close proximity to each other.

Organizational Facilities

Common terminology is also used to define incident facilities, help clarify the activities that take place at a specific facility, and identify what members of the organization can be found there. For example, you find the Incident Commander at the Incident Command Post. Incident facilities include:

- The Incident Command Post.
- One or more staging areas.
- A base.
- One or more camps (when needed).
- A helibase.
- One or more helispots.

Incident facilities will be established depending on the kind and complexity of the incident. Only those facilities needed for any given incident may be activated. Some incidents may require facilities not included on the standard list.

Use of Position Titles

ICS positions have distinct titles.

- Only the Incident Commander is called Commander—and there is only one Incident Commander per incident.
- Only the heads of Sections are called Chiefs.

Learning and using standard terminology helps reduce confusion between the day-to-day position occupied by an individual and his or her position at the incident.

Reliance on an Incident Action Plan

Incident Action Plans (IAPs) provide a coherent means to communicate the overall incident objectives in the context of both operational and support activities. IAPs are developed for operational periods that are usually 12 hours long.

IAPs depend on management by objectives to accomplish response tactics. These objectives are communicated throughout the organization and are used to:

- Develop and issue assignments, plans, procedures, and protocols.
- Direct efforts to attain the objectives in support of defined strategic objectives.

Results are always documented and fed back into planning for the next operational period.

Integrated Communications

Integrated communications include:

- The “hardware” systems that transfer information.
- Planning for the use of all available communications frequencies and resources.
- The procedures and processes for transferring information internally and externally.

Communications needs for large incidents may exceed available radio frequencies. Some incidents may be conducted entirely without radio support. In such situations, other communications resources (e.g., cell phones or secure phone lines) may be the only communications methods used to coordinate communications and to transfer large amounts of data effectively

Accountability

Effective accountability at all jurisdictional levels and within individual functional areas during an incident is essential. To that end, ICS requires:

- An orderly chain of command—the line of authority within the ranks of the incident organization.
- Check-in for all responders, regardless of agency affiliation.
- Each individual involved in incident operations to be assigned only one supervisor (also called “unity of command”).

Knowledge Review

Read each scenario. Circle the correct answer. Compare your answers with the correct answers on the next page.

Question 1 of 3

As more and more resources report to the incident scene, the Incident Commander determines that there is a need to appoint an Operations Section Chief. The Incident Commander is making the appointment to maintain:

- An orderly chain of command.
- A manageable span of control.
- Integrated communications.
- Accountability.

Question 2 of 3

_____ depend on management by objectives to accomplish response tactics.

- Incident Action Plans
- Integrated communications
- Organizational resources

Question 3 of 3

ICS requires that each individual involved in incident operations be assigned only one supervisor. This is an example of:

- Manageable span of control.
- Integrated communications.
- Accountability.

Knowledge Review

Compare your answers with the correct answers below. If you answered any questions incorrectly, review the previous section.

Question 1 of 3

As more and more resources report to the incident scene, the Incident Commander determines that there is a need to appoint an Operations Section Chief. The Incident Commander is making the appointment to maintain:

- An orderly chain of command.
- **A manageable span of control.**
- Integrated communications.
- Accountability.

Question 2 of 3

_____ depend on management by objectives to accomplish response tactics.

- **Incident Action Plans**
- Integrated communications
- Organizational resources

Question 3 of 3

ICS requires that each individual involved in incident operations be assigned only one supervisor. This is an example of:

- Manageable span of control.
- Integrated communications.
- **Accountability.**

For More Information

For more information about the Incident Command System, visit the following web sites:

- Introduction to ICS for Federal Disaster Workers (IS 100) (FEMA). This course is available through FEMA's Virtual Campus at: www.training.fema.gov.

Lesson 3: Command and Management Under NIMS—Part 2

Self-Study Guide

Lesson Purpose This lesson describes when and how Unified Command, Area Command, and Multiagency Coordination Systems are used in domestic incidents.

Lesson 3 Objectives After completing this lesson, you should be able to:

- Determine when it is appropriate to institute a Unified or Area Command.
- Describe the functions and purpose of Multiagency Coordination Systems.

Estimated Time 15 minutes

Contents This lesson includes the following sections:

- Lesson Overview
- Unified and Area Command
- Multiagency Coordination System Elements
- Multiagency Coordination Entity Incident Responsibilities
- For More Information

Lesson Overview

While ICS has proven itself to be effective for all types of incidents, other levels of coordination may be required to facilitate management of:

- Multiple concurrent incidents.
- Incidents that are nonsite-specific, such as biological terrorist incidents.
- Incidents that are geographically dispersed.
- Incidents that evolve over time.

This lesson will cover how NIMS addresses the command and management of these types of incidents:

- At the end of this lesson, you should be able to determine when it is appropriate to institute a Unified or Area Command.
- Describe the functions and purpose of Multiagency Coordination Systems.

Unified and Area Command

In some situations, NIMS recommends variations in incident management. The two most common variations involve the use of Unified Command and Area Command.

Unified Command and Area Command are described on the following pages.

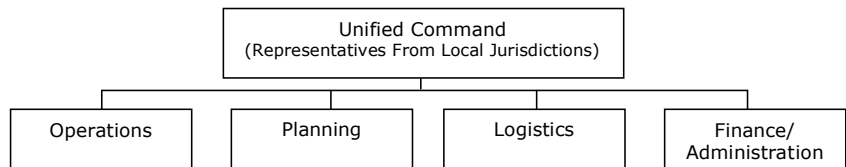
What Is Unified Command?

Unified Command is an application of ICS used when:

- There is more than one responding agency with incident jurisdiction.
- Incidents cross political jurisdictions.

For example, a Unified Command may be used for:

- A hazardous materials spill that contaminates a nearby reservoir. In this incident, the fire department, the water authority, and the local environmental authority may each participate in a Unified Command.
- A flood that devastates multiple communities. In this incident, incident management personnel from key response agencies from each community may participate in a Unified Command.



How Does Unified Command Work?

Under a Unified Command, agencies work together through the designated members of the Unified Command to:

- Analyze intelligence information.
- Establish a common set of objectives and strategies for a single Incident Action Plan.

Unified Command does not change any of the other features of ICS. It merely allows all agencies with responsibility for the incident to participate in the decisionmaking process.

What Is an Area Command?

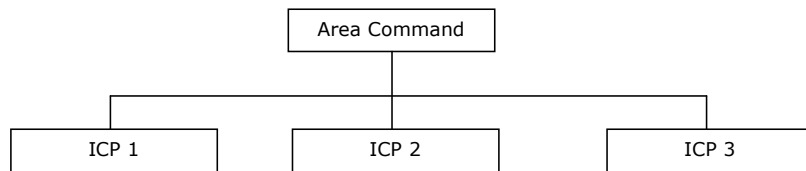
An Area Command is an organization established to:

- Oversee the management of multiple incidents that are each being managed by an ICS organization.
- Oversee the management of large incidents that cross jurisdictional boundaries.

Area Commands are particularly relevant to public health emergencies because these incidents are typically:

- Nonsite specific.
- Not immediately identifiable.
- Geographically dispersed and evolve over time.

These types of incidents call for a coordinated response, with large-scale coordination typically found at a higher jurisdictional level.



What Does an Area Command Do?

The Area Command has the responsibility for:

- Setting overall strategy and priorities.
- Allocating critical resources according to the priorities.
- Ensuring that incidents are properly managed.
- Ensuring that objectives are met.
- Ensuring that strategies are followed.

An Area Command may become a Unified Area Command when incidents are multijurisdictional or involve multiple agencies.

How Is an Area Command Organized?

An Area Command is organized similarly to an ICS structure but, because operations are conducted on-scene, there is no Operations Section in an Area Command. Other Sections and functions are represented in an Area Command structure.



Knowledge Review

Review the scenario below. Determine whether the incident calls for Single Command, Unified Command, or Area Command. Circle the correct answer. When you are finished, compare your answers to the correct answers on the next page.

Question 1 of 3

A fire has broken out at a local shopping center. Mutual aid agreements have been activated. The incident is limited to fire, police, and emergency medical service personnel. This incident should be managed through:

- A Single Command.
- A Unified Command.
- An Area Command.

Question 2 of 3

An explosion has occurred at the local convention center. Multiple deaths and injuries have been reported. The fire department has controlled the fire, but the incident is also under investigation as a possible crime scene. This incident should be managed through:

- A Single Command.
- A Unified Command.
- An Area Command.

Question 3 of 3

An outbreak of a suspicious flu-like virus has broken out throughout the State. So far, victims seem to have contracted the virus through personal contact, but public health officials cannot trace the source of the virus to a naturally occurring outbreak. Because the contamination area is spreading, the entire region has been placed on alert. This incident should be managed by:

- A Single Command.
- A Unified Command.
- An Area Command.

**Knowledge Review
Answers**

Compare your answers to the correct answers below. If you answered any questions incorrectly, review the previous section.

Question 1 of 3

A fire has broken out at a local shopping center. Mutual aid agreements have been activated. The incident is limited to fire, police, and emergency medical service personnel. This incident should be managed through:

- **A Single Command.**
- A Unified Command.
- An Area Command.

Question 2 of 3

An explosion has occurred at the local convention center. Multiple deaths and injuries have been reported. The fire department has controlled the fire, but the incident is also under investigation as a possible crime scene. This incident should be managed through:

- A Single Command.
- **A Unified Command.**
- An Area Command.

Question 3 of 3

An outbreak of a suspicious flu-like virus has broken out throughout the State. So far, victims seem to have contracted the virus through personal contact, but public health officials cannot trace the source of the virus to a naturally occurring outbreak. Because the contamination area is spreading, the entire region has been placed on alert. This incident should be managed by:

- A Single Command.
- A Unified Command.
- **An Area Command.**

Multiagency Coordination Systems

On large or wide-scale emergencies that require higher-level resource management or information management, a Multiagency Coordination System may be required.

Multiagency Coordination Systems are described on the screens that follow.

What Are Multiagency Coordination Systems?

Multiagency Coordination Systems are a combination of resources that are integrated into a common framework for coordinating and supporting domestic incident management activities. These resources may include:

- Facilities.
- Equipment.
- Personnel.
- Procedures.
- Communications.

What Do Multiagency Coordination Systems Do?

The primary functions of Multiagency Coordination Systems are to:

- Support incident management policies and priorities.
- Facilitate logistics support and resource tracking.
- Make resource allocation decisions based on incident management priorities.
- Coordinate incident-related information.
- Coordinate interagency and intergovernmental issues regarding incident management policies, priorities, and strategies.

Direct tactical and operational responsibility for the conduct of incident management activities rests with the Incident Command.

Multiagency Coordination System Elements

Multiagency Coordination Systems include Emergency Operations Centers (EOCs) and, in certain multijurisdictional or complex incidents, Multiagency Coordination Entities.

- EOCs are the locations from which the coordination of information and resources to support incident activities takes place. EOCs are typically established by the emergency management agency at the local and State levels.
- Multiagency Coordination Entities typically consist of principals from organizations with direct incident management responsibilities or with significant incident management support or resource responsibilities. These entities may be used to facilitate incident management and policy coordination.

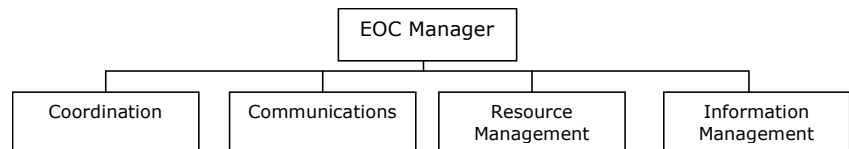
Emergency Operations Centers

EOC organization and staffing is flexible, but should include:

- Coordination.
- Communications.
- Resource dispatching and tracking.
- Information collection, analysis, and dissemination.

EOCs may also support multiagency coordination and joint information activities.

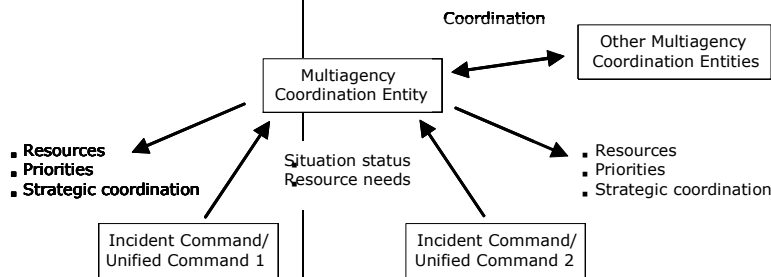
EOCs may be staffed by personnel representing multiple jurisdictions and functional disciplines. The size, staffing, and equipment at an EOC will depend on the size of the jurisdiction, the resources available, and the anticipated incident needs.



Multiagency Coordination Entity Incident Responsibilities

Regardless of their form or structure, Multiagency Coordination Entities are responsible for:

- Ensuring that each involved agency is providing situation and resource status information.
- Establishing priorities between incidents and/or Area Commands in concert with the Incident Command or Unified Command.
- Acquiring and allocating resources required by incident management personnel.
- Coordinating and identifying future resource requirements.
- Coordinating and resolving policy issues.
- Providing strategic coordination.



Multiagency Coordination Entity Postincident Responsibilities

Following incidents, Multiagency Coordination Entities are typically responsible for ensuring that revisions are acted upon. Revisions may be made to:

- Plans.
- Procedures.
- Communications.
- Staffing.
- Other capabilities necessary for improved incident management.

These revisions are based on lessons learned from the incident. They should be coordinated with the emergency planning team in the jurisdiction and with mutual aid partners.

Knowledge Review

Read each question, and circle the correct answer. Compare your answers to the correct answers shown on the next page.

Question 1 of 2

Several similar incidents are being managed at the same time using ICS. Incident Commanders from all incidents are requesting similar resources, and the jurisdiction has just activated several of its mutual aid agreements. Now, the EOC needs to determine how to allocate the resources according to the priorities of each incident.

Which EOC core function is responsible for this task?

- Coordination
- Communication
- Information dissemination

Question 2 of 2

A series of tornadoes has struck the Midwest, causing a path of destruction across several jurisdictions in one State. Most mutual aid agreements cannot be activated because all available resources are being used for the response. Attaining and allocating outside resources to support the incidents would be coordinated best using:

- Local EOCs.
- An Area Command.
- A Multiagency Coordination Entity.

Knowledge Review

Compare your answers to the correct answers below. If you answered any questions incorrectly, review the previous section.

Question 1 of 2

Several similar incidents are being managed at the same time using ICS. Incident Commanders from all incidents are requesting similar resources, and the jurisdiction has just activated several of its mutual aid agreements. Now, the EOC needs to determine how to allocate the resources according to the priorities of each incident.

Which EOC core function is responsible for this task?

- **Coordination**
- Communication
- Information dissemination

Question 2 of 2

A series of tornadoes has struck the Midwest, causing a path of destruction across several jurisdictions in one State. Most mutual aid agreements cannot be activated because all available resources are being used for the response. Attaining and allocating outside resources to support the incidents would be coordinated best using:

- Local EOCs.
- An Area Command.
- **A Multiagency Coordination Entity.**

For More Information

For more information about Unified Command, Area Command, and Multiagency Coordination Systems, visit the following websites.

- Incident Command System/Unified Command (ICS/UC) Technical Assistance Document (National Response Team) This document is available at: <http://nrt.org/production/nrt/home.nsf/resources>. Select Publications 1 to access the document.
- Incident Command System National Training Curriculum: Unit 13: Unified Command (National Wildfire Coordinating Group) This module is available at: www.nwccg.gov/pms/forms/ICS_cours/i400/mod13.pdf.
- Incident Command System National Training Curriculum: Unit 16: Multiagency Coordination (National Wildfire Coordinating Group) This document is available at: www.nwccg.gov/pms/forms/ICS_cours/i401/i401.pdf.

Lesson 4: Public Information

Self-Study Guide

Lesson Purpose This lesson provides an overview of the Public Information Systems required by NIMS.

Lesson 4 Objectives After completing this lesson, you should be able to describe the Public Information Systems required by NIMS.

Estimated Time 15 minutes

Contents This lesson includes the following sections:

- Lesson Overview
- Public Information During Domestic Incidents
- Coordination of Public Information
- For More Information

Lesson Overview

Because public information is critical to domestic incident management, it is imperative to establish Public Information Systems and protocols for communicating timely and accurate information to the public during emergency situations. This lesson describes the principles needed to support effective emergency Public Information Systems.

At the end of this lesson, you should be able to describe the Public Information Systems required by NIMS.

Public Information During Domestic Incidents

Under ICS, the PIO is a member of the command staff. The PIO advises the Incident Command on all public information matters, including media and public inquiries, emergency public information and warnings, rumor monitoring and control, media monitoring, and other functions required to coordinate, clear with proper authorities, and disseminate accurate and timely information related to the incident.

The PIO establishes and operates within the parameters established for the Joint Information System—or JIS. The JIS provides an organized, integrated, and coordinated mechanism for providing information to the public during an emergency. The JIS includes plans, protocols, and structures used to provide information to the public. It encompasses all public information related to the incident.

Key elements of a JIS include interagency coordination and integration, developing and delivering coordinated messages, and support for decisionmakers.

The PIO, using the JIS, ensures that decisionmakers—and the public—are fully informed throughout a domestic incident response.

Knowledge Review

Read each question, and circle the correct answer. Compare your answers to the correct answers on the next page.

Question 1 of 3

The PIO advises the Incident Command on all public information matters related to the management of the incident, including: (Circle ALL that apply)

- Rumors that are circulating in the area.
- What the local media are reporting.
- Operational security matters.
- Warnings and emergency public information needs.

Question 2 of 3

The PIO establishes and uses a(n):

- Incident Command Post.
- Emergency Operations Center.
- Joint Information System.
- Media Information Center.

Question 3 of 3

The JIS coordinates public information at all levels in support of an incident.

- True
- False

**Knowledge Review
Answers**

Compare your answers to the correct answers below. If you answered any questions incorrectly, review the previous section.

Question 1 of 3

The PIO advises the Incident Command on all public information matters related to the management of the incident, including: (Circle ALL that apply)

- **Rumors that are circulating in the area.**
- **What the local media are reporting.**
- Operational security matters.
- **Warnings and emergency public information needs.**

Question 2 of 3

The PIO establishes and operates a(n):

- Incident Command Post.
- Emergency Operations Center.
- **Joint Information System.**
- Media Information Center.

Question 3 of 3

The JIS coordinates public information at all levels in support of an incident.

- **True**
- False

Coordination of Public Information

During emergencies, the public may receive information from a variety of sources. Part of the PIO's job is ensuring that the information that the public receives is accurate, coordinated, timely, and easy to understand.

One way to ensure the coordination of public information is by establishing a Joint Information Center (JIC). Using the JIC as a central location, information can be coordinated and integrated across jurisdictions and agencies, and among all government partners, the private sector, and nongovernmental agencies.

The JIC

A JIC is the physical location where public information staff involved in incident management activities can collocate to perform critical emergency information, crisis communications, and public affairs functions.

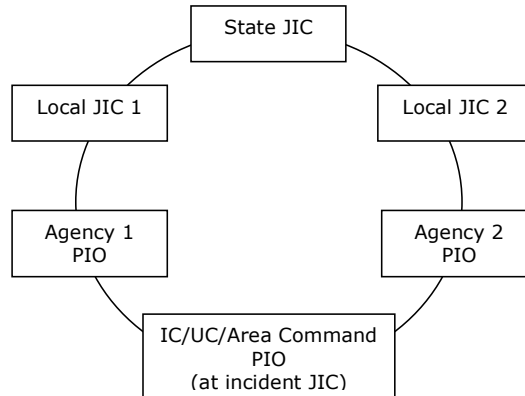
JICs provide the organizational structure for coordinating and disseminating critical information.

Organizations Retain Their Independence

Incident Commanders and Multiagency Coordination Entities are responsible for establishing and overseeing JICs, including processes for coordinating and clearing public communications. In the case of a Unified Command, those contributing to joint public information management do not lose their individual identities or responsibilities. Rather, each entity contributes to the overall unified message.

Levels of JICs

JICs may be established at various levels of government. All JICs must communicate and coordinate with each other on an ongoing basis using established JIS protocols. When multiple JICs are established, information must be coordinated among them to ensure that a consistent message is disseminated to the public.



JIC Characteristics

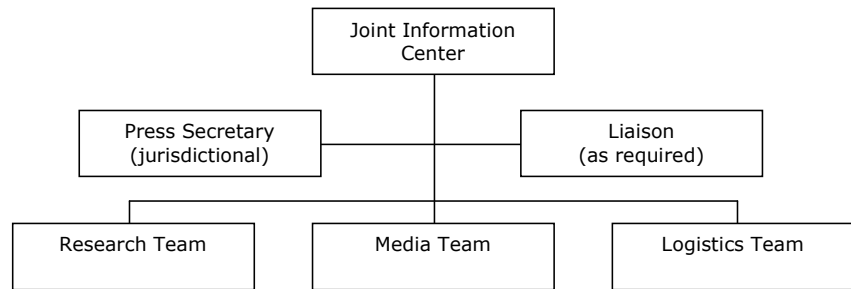
JICs have several characteristics in common:

- The JIC includes representatives of all players in managing the response. This may include jurisdictions, agencies, private entities, and nongovernmental organizations.
- Each JIC must have procedures and protocols for communicating and coordinating effectively with other JICs, and with the appropriate components of the ICS organization.

A single JIC location is preferable, but the JIS should be flexible enough to accommodate multiple JICs when the circumstances of the incident require.

JIC Organization

A typical JIC organization is shown below.



Additional functions may be added as necessary to meet the public information needs of the incident.

Knowledge Review

Read each question, and circle the correct answer. Compare your answers to the correct answers on the next page.

Question 1 of 3

JICs provide the organizational structure for coordinating and disseminating official information.

- True
- False

Question 2 of 3

JICs should include representatives from only those jurisdictions, agencies, or entities represented in the Unified Command.

- True
- False

Question 3 of 3

When multiple JICs are established, they operate independently and disseminate only the information related to their areas of responsibility.

- True
- False

**Knowledge Review
Answers**

Compare your answers to the correct answers below. If you answered any questions incorrectly, review the previous section.

Question 1 of 3

JICs provide the organizational structure for coordinating and disseminating official information.

- True
- False

Question 2 of 3

JICs should include representatives from only those jurisdictions, agencies, or entities represented in the Unified Command.

- True
- False

Question 3 of 3

When multiple JICs are established, they operate independently and disseminate only the information related to their areas of responsibility.

- True
- False

For More Information

FEMA offers a course for field delivery at the State or local level. Contact your State Training Officer for more information about when this course may be offered in your area.

- Basic Public Information Officers Course (G 290)

Lesson 5: Preparedness

Self-Study Guide

Lesson Purpose	This lesson covers preparedness measures that are required by NIMS.
Lesson 5 Objectives	After completing this lesson, you should be able to identify ways in which NIMS affects how your jurisdiction prepares for incidents and events.
Estimated Time	20 minutes
Contents	<p>This lesson includes the following sections:</p> <ul style="list-style-type: none">▪ Lesson Overview▪ What Is Preparedness?▪ Preparedness Organization▪ Preparedness Planning▪ Training and Exercises▪ Personnel Qualifications and Certifications▪ Equipment Certification▪ Mutual Aid Agreements and Emergency Management Assistance Compacts▪ Publication Management▪ For More Information

Lesson Overview

Preparedness is a key phase of the emergency management cycle. Through preparedness, jurisdictions take actions to prevent, mitigate, respond to, and recover from emergencies.

This lesson covers preparedness measures that are required under NIMS. At the end of this lesson, you should be able to identify the ways in which NIMS affects how your jurisdiction prepares for incidents and events.

What Is Preparedness?

Preparedness is critical to emergency management. Preparedness involves all of the actions required to establish and sustain the level of capability necessary to execute a wide range of incident management operations.

Preparedness is implemented through a continual cycle of planning, training and equipping, exercising and evaluating, and taking action to correct and mitigate.

A major objective of preparedness is to ensure mission integration and interoperability in response to emergent crises across functional and jurisdictional lines. Preparedness also includes efforts to coordinate between public and private organizations.

Preparedness is the responsibility of individual jurisdictions, which coordinate their activities among all preparedness stakeholders. Each level of government is responsible for its preparedness activities.

NIMS provides tools to help ensure and enhance preparedness. These tools include:

- Preparedness organizations and programs that provide or establish processes for planning, training, and exercising.
- Personnel qualification and certification.
- Equipment certification.
- Mutual aid.
- Publication management.

National-level preparedness standards related to NIMS will be maintained and managed through a multijurisdictional, multidiscipline center, using a collaborative process at the NIMS Integration Center.

Using NIMS as a basis, all preparedness stakeholders will be able to attain and sustain the level of readiness necessary to respond to the range of domestic incidents facing America today.

Knowledge Review

Read each question, and circle the correct answer. Compare your answers to the correct answers on the next page.

Question 1 of 3

Preparedness is the responsibility of _____, which are responsible for coordinating their activities among all preparedness stakeholders.

- Federal agencies
- State governments
- Individual jurisdictions

Question 2 of 3

NIMS (through the NIC) facilitates preparedness among all stakeholders by:

- Assuming responsibility for preparedness efforts.
- Providing preparedness guidelines, protocols, and standards.
- Penalizing jurisdictions that are not prepared.
- Directing specific preparedness measures from the Federal level.

Question 3 of 3

National-level preparedness standards related to NIMS will be maintained and managed through a _____, multidiscipline center, using a collaborative process at the NIMS Integration Center.

- Multijurisdictional
- Unilateral
- Multiagency

**Knowledge Review
Answers**

Compare your answers to the correct answers below. If you answered any questions incorrectly, review the previous section.

Question 1 of 3

Preparedness is the responsibility of _____, which are responsible for coordinating their activities among all preparedness stakeholders.

- Federal agencies
- State governments
- **Individual jurisdictions**

Question 2 of 3

NIMS (through the NIC) facilitates preparedness among all stakeholders by:

- Assuming responsibility for preparedness efforts.
- **Providing preparedness guidelines, protocols, and standards.**
- Penalizing jurisdictions that are not prepared.
- Directing specific preparedness measures from the Federal level.

Question 3 of 3

National-level preparedness standards related to NIMS will be maintained and managed through a _____, multidiscipline center, using a collaborative process at the NIMS Integration Center.

- **Multijurisdictional**
- Unilateral
- Multiagency

Preparedness Organizations

Preparedness organizations represent a wide variety of committees, planning groups, and other organizations. These organizations meet regularly to coordinate and focus preparedness activities. The needs of the jurisdiction will dictate how frequently the organizations must meet and how they are structured.

Responsibilities of Preparedness Organizations

Preparedness organizations at all levels should follow NIMS standards and undertake the following tasks:

- Establishing and coordinating emergency plans and protocols
- Integrating and coordinating the activities and jurisdictions within their purview
- Establishing guidelines and protocols to promote interoperability among jurisdictions and agencies
- Adopting guidelines and protocols for resource management
- Establishing priorities for resources and other response requirements
- Establishing and maintaining of multiagency coordination mechanisms

Preparedness Planning

Preparedness plans describe how personnel, equipment, and other governmental and nongovernmental resources will be used to support incident management requirements. These plans represent the operational core of preparedness and provide mechanisms for:

- Setting priorities.
- Integrating multiple entities and functions.
- Establishing collaborative relationships.
- Ensuring that communications and other systems support the complete spectrum of incident management activities.

Types of Plans

Jurisdictions must develop several types of plans, including:

- **Emergency Operations Plans (EOPs)**, which describe how the jurisdiction will respond to emergencies.
- **Procedures**, which may include overviews, standard operating procedures, field operations guides, job aids, or other critical information needed for a response.
- **Preparedness Plans**, which describe how training needs will be identified and met, how resources will be obtained through mutual aid agreements, and the equipment required for the hazards faced by the jurisdiction.
- **Corrective Action and Mitigation Plans**, which include activities required to implement procedures based on lessons learned from actual incidents or training and exercises.
- **Recovery Plans**, which describe the actions to be taken to facilitate long-term recovery.

Knowledge Review

Read each question, and circle the correct answer. Compare your answers to the correct answers on the next page.

Question 1 of 2

Plans represent the operational core of preparedness and provide mechanisms for: (Circle ALL that apply)

- Setting priorities.
- Integrating multiple entities and functions.
- Conducting public awareness activities.
- Establishing response standards.

Question 2 of 2

Checklists and other worksheets that provide critical information necessary to perform a response task are considered:

- EOPs.
- Procedures.
- Response plans.
- Mitigation plans.

**Knowledge Review
Answers**

Compare your answers to the correct answers below. If you answered any questions incorrectly, review the previous section.

Question 1 of 2

Plans represent the operational core of preparedness and provide mechanisms for: (Circle ALL that apply)

- **Setting priorities.**
- **Integrating multiple entities and functions.**
- Conducting public awareness activities.
- Establishing response standards.

Question 2 of 2

Checklists and other worksheets that provide critical information necessary to perform a response task are considered:

- EOPs.
- **Procedures.**
- Response plans.
- Mitigation plans.

Training and Exercise

Organizations and personnel at all governmental levels and in the private sector must be trained to improve all-hazard incident management capability. These organizations and personnel must also participate in realistic exercises to improve integration and interoperability.

**Training and Exercises
and the NIMS Integration
Center**

To assist jurisdictions in meeting these training and exercise needs, the NIMS Integration Center will:

- Facilitate the development of and dissemination of national standards, guidelines, and protocols for incident management training.
- Facilitate the use of modeling and simulation in training and exercise programs.
- Define general training requirements and approved training courses for all NIMS users, including instructor qualifications and course completion documentation.
- Review and approve, with the assistance of key stakeholders, discipline-specific training requirements and courses.

Personnel Qualifications and Certification

Under NIMS, preparedness is based on national standards for qualification and certification of emergency response personnel. Managed by the NIMS Integration Center, standards will help ensure that the participating agencies' and organizations' field personnel possess the minimum knowledge, skills, and experience necessary to perform activities safely and effectively.

Standards will include training, experience, credentialing, currency, and physical and medical fitness. Personnel who are certified to support interstate incidents will be required to meet national qualification and certification standards.

Equipment Certification

Incident managers and emergency responders rely on various types of equipment to perform mission-essential tasks. A critical component of operational preparedness is that equipment performs to certain standards, including the capability to be interoperable with equipment used by other jurisdictions.

To facilitate national equipment certification, the NIMS Integration Center will:

- Facilitate the development and or publication of national equipment standards, guidelines, and protocols.
- Review and approve lists of emergency responder equipment that meet national requirements.

Mutual Aid Agreements and Emergency Management Assistance Compacts

Mutual aid agreements and Emergency Management Assistance Compacts (EMACs) provide the means for one jurisdiction to provide resources or other support to another jurisdiction during an incident. To facilitate the timely delivery of assistance during incidents, jurisdictions (including States) are encouraged to enter into agreements with:

- Other jurisdictions.
- Private-sector and nongovernmental organizations.
- Private organizations, such as the American Red Cross.

Publication Management

The NIMS Integration Center will manage publications dealing with domestic incident management and response. Publication management will include:

- The development of naming and numbering conventions.
- Review and certification of publications.
- Methods for publications control.
- Identification of sources and suppliers for publications and related services.
- Management of publication distribution.

The NIMS Integration Center will manage a wide range of publications—from qualification information and training courses to computer programs and best practices.

Knowledge Review

Read each question, and circle the correct answer. Compare your answers with the correct answers on the next page.

Question 1 of 2

To improve all-hazard incident management capability, the NIMS Integration Center will:

- Deliver all incident management training at the Federal level.
- Facilitate the development of national training standards and approved courses.
- Require that all training be combined with a progressive exercise program.
- Distribute training materials from State and local sources.

Question 2 of 2

A critical component of operational preparedness is the acquisition of equipment that will perform to certain standards, including the capability to be _____ equipment used by other jurisdictions.

- Unique from
- Interchangeable with
- Interoperable with

Knowledge Review Answers

Compare your answers with the correct answers below. If you answered any questions incorrectly, review the previous section.

Question 1 of 2

To improve all-hazard incident management capability, the NIMS Integration Center will:

- Deliver all incident management training at the Federal level.
- **Facilitate the development of national training standards and approved courses.**
- Require that all training be combined with a progressive exercise program.
- Distribute training materials from State and local sources.

Question 2 of 2

A critical component of operational preparedness is the acquisition of equipment that will perform to certain standards, including the capability to be _____ equipment used by other jurisdictions.

- Unique from
- Interchangeable with
- **Interoperable with**

For More Information

For more information about preparedness, visit the websites below.

- Guide for All-Hazards Emergency Operations Planning (SLG 101) (FEMA) This document can be found at: www.fema.gov/rrr/allhzpln.shtm.
- Principles of Emergency Management (IS 230) (FEMA) This course can be found at: <http://training.fema.gov/emiweb/is/is230.asp>.
- Emergency Planning (IS 235) (FEMA) This course can be found at: <http://training.fema.gov/emiweb/is/is235.asp>.
- Exercise Design (IS 139) (FEMA) This course can be found at: <http://training.fema.gov/emiweb/is/is139.asp>.

FEMA also offers several courses for State and local delivery. Contact your State Training Officer for information about when these courses might be offered in your area.

- Exercise Design (G 120)
- Exercise Evaluation (G 130)
- Exercise Program Manager/Management (G 137)

Lesson 6: Resource Management

Self-Study Guide

Lesson Purpose	This lesson provides a summary of the resource requirements under NIMS.
Lesson 6 Objective	After completing this lesson, you should be able to describe how NIMS affects the way resources are managed before, during, and after an incident.
Estimated Time	20 minutes
Contents	<p>This lesson includes the following sections:</p> <ul style="list-style-type: none">▪ Lesson Overview▪ What Is Resource Management?▪ Resource Management Concepts▪ Resource Management Principles▪ Managing Resources▪ For More Information

Lesson Overview

Resource management involves the coordination and oversight of tools, processes, and systems that provide incident managers with timely and appropriate resources during an incident. Historically, resource management has been an issue at incidents, both large and small. Resource management is an area of special attention under NIMS.

This lesson will cover requirements for resource management under NIMS. At the end of this lesson, you should be able to describe how NIMS affects the way resources are managed before, during, and after an incident.

What Is Resource Management?

Resource management involves four primary tasks:

- Establishing systems for describing, inventorying, requesting, and tracking resources
- Activating those systems prior to, during, and after an incident
- Dispatching resources prior to, during, and after an incident
- Deactivating or recalling resources during or after an incident

The basic concepts and principles that guide resource management and allow these tasks to be conducted effectively are addressed by NIMS. These concepts and principles are described on the following pages.

Resource Management Concepts

Resource management under NIMS is based on:

- Providing a uniform method of identifying, acquiring, allocating, and tracking resources.
- Classifying kinds and types of resources required to support incident management.
- Using a credentialing system tied to uniform training and certification standards.
- Incorporating resources contributed by private sector and nongovernmental organizations.

Resource Management Principles

Five key principles underlie effective resource management:

1. **Advance planning:** Preparedness organizations working together before an incident to develop plans for managing and using resources
2. **Resource identification and ordering:** Using standard processes and methods to identify, order, mobilize, dispatch, and track resources
3. **Resource categorization:** Categorizing by size, capacity, capability, skill, or other characteristics to make resource ordering and dispatch more efficient
4. **Use of agreements:** Developing preincident agreements for providing or requesting resources
5. **Effective management:** Using validated practices to perform key resource management tasks

Planning Activity

Review the list of resource management activities below. Mark all items that describe actions your jurisdiction has already taken to manage its incident resources effectively.

My jurisdiction has:

- Developed a method of identifying, acquiring, allocating, and tracking incident resources.
- Developed mutual aid agreements to support incident management.
- Ensured that all response personnel have received appropriate training.
- Included resources contributed by the private sector and nongovernmental organizations.
- Worked together before an incident to develop plans for managing and employing resources.
- Developed standard processes to identify, order, mobilize, dispatch, and track resources.
- Categorized all response resources.

If you checked all items, congratulations! Your jurisdiction has made great progress toward effective resource management. Keep abreast of standards and other resource management disseminated by the NIMS Integration Center to ensure that your jurisdiction remains up to date in the resource management area.

Managing Resources

Resource management involves the coordination and oversight of tools, processes, and systems that provide Incident Commanders with the resources that they need during an incident.

To assist local managers, NIMS includes standard procedures, methods, and functions in its resource management processes. By following the standards established by NIMS, resource managers are able to identify, order, mobilize, dispatch, and track resources more efficiently.

Resource “typing” involves categorizing resources by capability based on measurable standards of capability and performance—for example, a 500-kilowatt generator. Resource typing defines more precisely the resource capabilities needed to meet specific requirements—and is designed to be as simple as possible to facilitate frequent use and accuracy in obtaining resources.

Certification and credentialing help ensure that all personnel possess a minimum level of training, experience, physical and medical fitness, or capability for the position they are tasked to fill. NIMS also ensures that training material is current.

Resource managers use various resource inventory systems to assess the availability of assets provided by public, private, and volunteer organizations. And resource managers identify, refine, and validate resource requirements throughout the incident using a process to identify:

- What and how much are needed.
- Where and when it is needed.
- Who will be receiving it.

Because resource requirements and availability will change as the incident evolves, all entities must coordinate closely beginning at the earliest possible point in the incident. Request for items that the Incident Commander cannot obtain locally must be submitted through the EOC or Multiagency Coordination Entity using standardized resource-ordering procedures.

Resource managers use established procedures to track resources continuously from mobilization through demobilization. Resource tracking and mobilization are directly linked. When resources arrive on-scene, they must check in to start on-scene in-processing and validate the order requirements. Managers should plan for demobilization at the same time they begin the mobilization process. Early planning for demobilization facilitates accountability and makes transportation of resources as efficient as possible.

Recovery involves the final disposition of all resources. During recovery, resources are rehabilitated, replenished, disposed of, or retrograded.

**Managing Resources
(Continued)**

Reimbursement provides a mechanism for funding critical needs that arise from incident-specific activities. Processes and procedures must be in place to ensure that resource providers are reimbursed in a timely manner.

Together, each of these resource management processes create an integrated, efficient resource management system.

Knowledge Review

Read each question, and circle the correct answer. Compare your answers to the correct answers on the next page.

Question 1 of 3

Resource _____ involves categorizing resources according to measurable standards of capability and performance.

- Warehousing
- Sorting
- Inventorying
- Typing

Question 2 of 3

Requests for items that the Incident Commander cannot obtain locally must be:

- Purchased by the Incident Commander.
- Submitted through the EOC or Multiagency Coordination Entity.
- Obtained from the State.
- Requested from the Federal Government.

Question 3 of 3

Managers should plan for _____ at the same time that they begin the mobilization process.

- Ordering
- Tracking
- Demobilization
- Reimbursement

Knowledge Review

Compare your answers to the correct answers below. If you answered any questions incorrectly, review the previous section.

Question 1 of 3

Resource _____ involves categorizing resources according to measurable standards of capability and performance.

- Warehousing
- Sorting
- Inventorying
- **Typing**

Question 2 of 3

Requests for items that the Incident Commander cannot obtain locally must be:

- Purchased by the Incident Commander.
- **Submitted through the EOC or Multiagency Coordination Entity.**
- Obtained from the State.
- Requested from the Federal Government.

Question 3 of 3

Managers should plan for _____ at the same time that they begin the mobilization process.

- Ordering
- Tracking
- **Demobilization**
- Reimbursement

For More Information

For more information about managing resources, visit the website below.

- Resource Management (Attachment H to SLG 101) (FEMA) This document is available at: www.fema.gov/pdf/rrr/5-ch-h.pdf.

FEMA also offers a Resource Management Course (G 276) for State and local delivery. Contact your State Training Officer for information about when this course may be delivered in your area.

Lesson 7: Communications, Information Management, and Supporting Technology

Self-Study Guide

Lesson Purpose This lesson will cover ways in which NIMS supports communications, information management, and supporting technology.

Lesson 7 Objectives After completing this lesson, you should be able to:

- Describe the advantages of common communication and information management standards.
- Explain how NIMS will influence technology and technological systems required for emergency response.

Estimated Time 15 minutes

Contents This lesson includes the following sections:

- Lesson Overview
- Concepts and Principles
- Managing Communications and Integration
- For More Information

Lesson Overview

Effective communications, information management, and supporting technology are critical aspects of domestic incident management. This lesson will cover the ways in which NIMS supports these areas. At the end of this lesson, you should be able to:

- Describe the advantages of common communication and information management standards.
- Explain how NIMS will influence technology and technological systems required for emergency response.

Concepts and Principles

NIMS standards for communications, information management, and supporting technology are based on several concepts and principles. These concepts and principles are described on the following screens.

Communications and Information Management Principles

The concepts and principles on which communications and information management are based include:

- **A common operating picture that is accessible across jurisdictions and agencies is necessary.** A common operating picture helps to ensure consistency at all levels, among all who respond to or manage incident response.
- **Common communications and data standards are fundamental.** Effective communications, both within and outside of the incident response structure, are enhanced by adherence to standards.

Principles of Supporting Technologies

NIMS will leverage science and technology to improve capabilities at a lower cost. To accomplish this, NIMS will base its supporting technology standards on five key principles:

1. **Interoperability and compatibility:** Systems must be able to work together.
2. **Technology support:** All organizations using NIMS will be able to enhance all aspects of incident management and emergency response.
3. **Technology standards:** National standards will facilitate interoperability and compatibility of major systems.
4. **Broad-based requirements:** NIMS provides a mechanism for aggregating and prioritizing new technologies, procedures, protocols, and standards.
5. **Strategic planning and R&D:** The NIMS Integration Center will coordinate with DHS to create a national R&D agenda.

Managing Communications and Information

NIMS communications and information systems enable the essential functions needed to provide a common operating picture and interoperability for:

- Incident management communications.
- Information management.
- Interoperability standards.

The NIMS Integration Center will also develop a national database for incident reports.

Knowledge Review

Read each question, and circle the correct answer. Compare your answers with the correct answers on the next page.

Question 1 of 2

The NIMS Integration Center will develop a national database on incident reports.

- True
- False

Question 2 of 2

_____ are key to facilitating interoperability and compatibility of major systems.

- Technology supports
- Technology standards
- Broad-based requirements
- National R&D systems

Knowledge Review

Read each question, and circle the correct answer. Compare your answers with the correct answers on the next page.

Question 1 of 2

The NIMS Integration Center will develop a national database of incident reports.

- True
- False

Question 2 of 2

_____ are key to facilitating interoperability and compatibility of major systems.

- Technology supports
- **Technology standards**
- Broad-based requirements
- National R&D systems

For More Information

Click on the links below for more information about communications, information management, and supporting technology.

- The Emergency Information Infrastructure Partnership (online newsletter) This newsletter can be found at: www.emforum.org.
- National Communications System (Department of Homeland Security) This document can be found at: www.ncs.org.

Lesson 8: Course Summary

Self-Study Guide

Lesson Purpose This lesson summarizes the key points from this course and prepares you to take the posttest.

Lesson 8 Objectives After completing this lesson, you should be able to pass the course posttest.

Estimated Time 25 minutes

Contents This lesson includes the following sections:

- Summary and Posttest Overview
 - Introduction to NIMS
 - Command and Management Under NIMS
 - Public Information
 - Preparedness
 - Resource Management
 - Communications, Information Management, and Supporting Technology
 - Taking the Course Posttest
-

Summary and Posttest Overview

This lesson provides a brief summary of the NIMS course contents. After reviewing the summary information, you will then take the course posttest.

Introduction to NIMS

Past emergencies have taught us much about the need for a coordinated response—especially standardization and interoperability. NIMS is a comprehensive national approach to incident management that is applicable at all jurisdictions and across all functional disciplines.

The intent of NIMS is to:

- Be applicable across a full spectrum of potential incidents and hazard scenarios, regardless of size or complexity.
- Improve coordination and cooperation between public and private entities in a variety of domestic incident management activities.

NIMS Concepts and Principles

NIMS provides a framework for interoperability and compatibility by balancing flexibility and standardization.

- NIMS provides a **flexible** framework that facilitates government and private entities at all levels working together to manage domestic incidents. This flexibility applies to all phases of incident management, regardless of cause, size, location, or complexity.
- NIMS provides a set of **standardized** organizational structures as well as requirements for processes, procedures, and systems designed to improve interoperability.

NIMS Components

NIMS is comprised of several components that work together as a system to provide a national framework for preparing for, preventing, responding to, and recovering from domestic incidents. These components include:

- Command and management.
- Preparedness.
- Resource management.
- Communications and information management.
- Supporting technologies.
- Ongoing management and maintenance.

Although these systems are evolving, much is in place now.

Command and Management Under NIMS

NIMS employs two levels of incident management structures, depending on the nature of the incident.

- The **Incident Command System (ICS)** is a standard, on-scene, all-hazard incident management system. ICS allows users to adopt an integrated organizational structure to match the needs of single or multiple incidents.
- **Multiagency Coordination Systems** are a combination of facilities, equipment, personnel, procedures, and communications integrated into a common framework for coordinating and supporting incident management.

The Incident Command System

ICS is a proven, on-scene, all-hazard incident management concept. ICS has become the standard for on-scene management. ICS is interdisciplinary and organizationally flexible to meet the needs of incidents of any size or level of complexity. ICS has been used for a wide range of incidents—from planned events to hazardous materials spills to acts of terrorism.

ICS Features

ICS has several features that make it well suited to managing incidents. These features include:

- Common terminology.
- Organizational resources.
- Manageable span of control.
- Organizational facilities.
- Use of position titles.
- Reliance on an Incident Action Plan.
- Integrated communications.
- Accountability.

ICS Features

Common Terminology

The ability to communicate within ICS is absolutely critical. Using standard or common terminology is essential to ensuring efficient, clear communications. ICS requires the use of common terminology, including standard titles for facilities and positions within the organization.

Common terminology also includes the use of “clear text”—that is, communication without the use of agency-specific codes or jargon. **In other words, use plain English.**

ICS Features (Continued)**Organizational Resources**

Resources, including all personnel, facilities, and major equipment and supply items used to support incident management activities, are assigned common designations. Resources are “typed” with respect to capability to help avoid confusion and enhance interoperability.

Manageable Span of Control

Maintaining adequate span of control throughout the ICS organization is critical. Effective span of control may vary from three to seven, and a ratio of one supervisor to five reporting elements is recommended.

If the number of reporting elements falls outside of this range, expansion or consolidation of the organization may be necessary. There may be exceptions, usually in lower-risk assignments or where resources work in close proximity to each other.

Organizational Facilities

Common terminology is also used to define incident facilities, help clarify the activities that take place at a specific facility, and identify what members of the organization can be found there. For example, you find the Incident Commander at the Incident Command Post. Incident facilities include:

- The Incident Command Post.
- One or more staging areas.
- A base.
- One or more camps (when needed).
- A helibase.
- One or more helispots.

Incident facilities will be established depending on the kind and complexity of the incident. Only those facilities needed for any given incident may be activated. Some incidents may require facilities not included on the standard list.

Use of Position Titles

ICS positions have distinct titles.

- Only the Incident Commander is called Commander—and there is only one Incident Commander per incident.
- Only the heads of Sections are called Chiefs.

Learning and using standard terminology helps reduce confusion between the day-to-day position occupied by an individual and his or her position at the incident.

ICS Features (Continued)**Reliance on an Incident Action Plan**

Incident Action Plans (IAPs) provide a coherent means to communicate the overall incident objectives in the context of both operational and support activities. IAPs are developed for operational periods that are usually 12 hours long.

IAPs depend on management by objectives to accomplish response tactics. These objectives are communicated throughout the organization and are used to:

- Develop and issue assignments, plans, procedures, and protocols.
- Direct efforts to attain the objectives in support of defined strategic objectives.

Results are always documented and fed back into planning for the next operational period.

Integrated Communications

Integrated communications include:

- The “hardware” systems that transfer information.
- Planning for the use of all available communications frequencies and resources.
- The procedures and processes for transferring information internally and externally.

Accountability

Effective accountability at all jurisdictional levels and within individual functional areas during an incident is essential. To that end, ICS requires:

- An orderly chain of command—the line of authority within the ranks of the incident organization.
- Check-in for all responders, regardless of agency affiliation.
- Each individual involved in incident operations to be assigned only one supervisor.

Unified Command

In some situations, NIMS recommends variations in incident management. Unified Command is an application of ICS that is used when:

- There is more than one responding agency within a jurisdiction.
- Incidents cross political jurisdictions.

Under a Unified Command, agencies work together through the designated members of the command to analyze intelligence information and establish a common set of objectives and strategies for a single Incident Action Plan.

Area Command

An Area Command is established to:

- Oversee the management of multiple incidents that are each being managed by an ICS organization.
- Oversee the management of large incidents that cross jurisdictional boundaries.

Area Commands are particularly relevant to public health emergencies and other incidents that are nonsite specific, not immediately identifiable, or are geographically dispersed and evolve over time.

Area Command Responsibilities

Area Command has the responsibility for:

- Setting overall strategy and priorities.
- Allocating critical resources according to priorities.
- Ensuring that incidents are properly managed.
- Ensuring that objectives are met and strategies are followed.

An Area Command may become a Unified Area Command when incidents are multijurisdictional or involve multiple agencies.

Multiagency Coordination Systems

Multiagency Coordination Systems are a combination of resources that are integrated into a common framework for coordinating and supporting domestic incident management activities.

The primary functions of Multiagency Coordination Systems are to:

- Support incident management policies and priorities.
- Facilitate logistics support and resource tracking.
- Make resource allocation decisions based on incident management priorities.
- Coordinate incident-related information.
- Coordinate interagency and intergovernmental issues regarding incident management policies, priorities, and strategies.

Direct tactical and operational responsibility for the conduct of incident management activities rests with the Incident Command.

Multiagency Coordination System Elements

Multiagency Coordination Systems include Emergency Operations Centers (EOCs) and, in certain multijurisdictional or complex incidents, Multiagency Coordination Entities.

Regardless of their form or structure, Multiagency Coordination Entities:

- Ensure that each involved agency is providing situation and resource status information.
- Establish priorities between incidents and/or Area Commands.
- Acquire and allocate resources required by incident management personnel.
- Coordinate and identify future resource requirements.
- Coordinate and resolve policy issues.
- Provide strategic coordination.

Public Information

During emergencies, the public may receive information from a variety of sources. The mechanism established by NIMS for ensuring that information the public receives is accurate, coordinated, timely, and easy to understand is through the use of a Public Information Officer (PIO).

The PIO coordinates public information by establishing a Joint Information Center (JIC). Using the JIC as a central location, information can be coordinated and integrated across jurisdictions and agencies and among all government partners, the private sector, and nongovernmental agencies.

JIC Characteristics

JICs have several characteristics in common:

- JICs include representatives of all players in managing the response. This may include jurisdictions, agencies, private entities, or nongovernmental organizations.
- JICs must have procedures and protocols for communicating and coordinating effectively with other JICs, and with the appropriate components of the ICS organization.

Preparedness

Preparedness involves the actions required to establish and sustain prescribed levels of capability for a range of incident management operations. Preparedness is implemented through a continual cycle of:

- Planning.
- Training and equipping.
- Exercising.
- Evaluating and taking corrective or mitigating action.

NIMS focuses on guidelines, protocols, and standards necessary to facilitate preparedness.

Preparedness Organizations

Preparedness organizations represent a wide variety of committees, planning groups, and other organizations. These organizations meet regularly to coordinate and focus preparedness activities.

Preparedness organizations should:

- Establish and coordinate emergency plans and protocols.
- Integrate and coordinate activities and jurisdictions within their purview.
- Establish standards, guidelines, and protocols to promote interoperability among jurisdictions and agencies.
- Adopt standards, guidelines, and protocols for resource management.
- Establish priorities for resources and other response requirements.
- Establish and maintain multiagency coordination mechanisms.

Preparedness Planning

Preparedness plans describe how personnel, equipment, and other resources will be used to support incident management requirements. These plans represent the operational core of preparedness and provide mechanisms for:

- Setting priorities.
- Integrating multiple entities and functions.
- Establishing collaborative relationships.
- Ensuring that communications and other systems support the complete spectrum of incident management activities.

Types of Plans

- **Emergency Operations Plans (EOPs)** describe how the jurisdiction will respond to emergencies.
- **Procedures** may include overviews, standard operating procedures, field operations guides, job aids, or other critical information needed for a response.
- **Preparedness Plans**, which describe how training needs will be identified and met, how resources will be obtained through mutual aid agreements, and the equipment required for the hazards faced by the jurisdiction.
- **Corrective Action and Mitigation Plans** include activities required to implement procedures based on lessons learned from actual incidents or training and exercises.
- **Recovery Plans** describe the actions to be taken to facilitate long-term recovery.

Training and Exercise

Organizations and personnel at all governmental levels and the private sector must be trained to improve all-hazard incident management capability. These organizations and personnel must also participate in realistic exercises to improve integration and interoperability.

Training and Exercising and the NIMS Integration Center

To assist jurisdictions in meeting training and exercising goals, the NIMS Integration Center will:

- Facilitate the development and dissemination of national standards, guidelines, and protocols for incident management training.
- Facilitate the use of modeling and simulation in training and exercise programs.
- Define general training requirements and approve training courses for all NIMS users, including instructor qualifications and course completion documentation.
- Review and approve, with the assistance of key stakeholders, discipline-specific training requirements and courses.

Personnel Qualification and Certification

Under NIMS, preparedness is based on national standards for qualification and certification of emergency response personnel. Standards will help ensure that the participating agencies' and organizations' field personnel possess the minimum knowledge, skills, and experience necessary to perform activities safely and effectively.

Equipment Certification

A critical component of operational preparedness is that equipment performs to certain standards, including the capability to be interoperable with equipment used by other jurisdictions.

To facilitate national equipment certification, NIMS will:

- Facilitate the development and or publication of national equipment standards, guidelines, and protocols.
- Review and approve lists of emergency responder equipment that meet national requirements.

Mutual Aid Agreements and Emergency Management Assistance Compacts

Mutual aid agreements and Emergency Management Assistance Compacts (EMACs) provide the means for one jurisdiction to provide resources or other support to another jurisdiction during an incident. To facilitate the timely delivery of assistance during incidents, jurisdictions, including States, are encouraged to enter into mutual aid agreements and EMACs.

Publication Management

NIMS will manage publications dealing with domestic incident management and response through its Integration Center. The NIMS Integration Center will manage a wide range of publications—from qualification information and training courses to computer programs and best practices.

Resource Management

Resource management involves four primary tasks:

- Establishing systems for describing, inventorying, requesting, and tracking resources
- Activating those systems prior to, during, and after an incident
- Dispatching resources prior to, during, and after an incident
- Deactivating and recalling resources during or after an incident

**Resource Management
(Continued)****NIMS Resource Management Concepts and Principles**

NIMS Resource Management Concepts. Resource management under NIMS is based on:

- Providing a uniform method of identifying, acquiring, allocating, and tracking resources.
- Classifying kinds and types of resources required to support incident management.
- Using a credentialing system tied to uniform training and certification standards.
- Incorporating resources contributed by private sector and nongovernmental organizations.

NIMS Resource Management Principles. Five key principles underlie effective resource management:

1. **Advance planning:** Preparedness organizations working together before an incident to develop plans for managing and using resources
2. **Resource identification and ordering:** Using standard processes and methods to identify, order, mobilize, dispatch, and track resources
3. **Resource categorization:** Categorizing by size, capacity, capability, skill, or other characteristics to make resource ordering and dispatch more efficient
4. **Use of agreements:** Developing preincident agreements for providing or requesting resources
5. **Effective management:** Using validated practices to perform key resource management task

**Managing Resources
Under NIMS**

NIMS includes standard procedures, methods, and functions that reflect functional considerations, geographic factors, and validated practices, including:

- Identifying and typing resources.
- Certifying and credentialing personnel.
- Inventorying resources.
- Identifying resource requirements.
- Ordering and acquiring resources.
- Tracking and reporting resources.
- Mobilizing resources.
- Recovering resources.
- Reimbursement.

Managing Resources Under NIMS (Continued)

Resource Management Standards, Procedures, and Methods

- **Identifying and “typing” resources:** Resource “typing” involves categorizing resources by capability based on measurable standards of capability and performance—for example, a 500-kilowatt generator. Resource typing defines more precisely the resource capabilities needed to meet specific requirements—and is designed to be as simple as possible to facilitate frequent use and accuracy in obtaining resources.
- **Certification and credentialing:** Certification and credentialing of personnel help ensure that all personnel possess a minimum level of training, experience, physical and mental fitness, or capability for the position they are tasked to fill. NIMS also ensures that training material is current.
- **Inventorying resources:** Resource managers use various resource inventory systems to assess the availability of assets provided by public, private, and volunteer organizations. And resource managers identify, refine, and validate resource requirements throughout an incident using a process to identify what and how much is needed, where and when it is needed, and who will be receiving it. Because resource requirements and availability change as an incident evolves, all entities must coordinate closely beginning at the earliest possible point in the incident.
- **Resource ordering:** Requests for items that the Incident Commander cannot obtain locally must be submitted through the EOC or Multiagency Coordination Entity using standardized resource-ordering procedures.
- **Resource tracking and mobilization:** Resource tracking and mobilization are directly linked. When resources arrive on the scene, they must check in to start on-scene in-processing and validate the order requirements. Managers should plan for demobilization at the same time they begin the mobilization process. Early planning for demobilization facilitates accountability and makes transportation of resources as efficient as possible.
- **Resource recovery:** Resource recovery involves the final disposition of all resources. During recovery, resources are rehabilitated, replenished, disposed of, or retrograded.
- **Reimbursement:** Reimbursement provides a mechanism for funding critical needs that arise from incident-specific activities. Processes and procedures must be in place to ensure that resource providers are reimbursed in a timely manner.

The NIMS Integration Center will coordinate the development and dissemination of each of these resource management standards, processes, procedures, and functions.

Communications, Information Management, and Supporting Technology

NIMS standards for communications, information management, and supporting technology are based on:

- The necessity for a common operating picture that is accessible across jurisdictions and agencies.
- The reality that common communications and data standards are essential.

NIMS's Focus on Supporting Technology

NIMS will leverage science and technology to improve capabilities at a lower cost. To accomplish this, NIMS will base its supporting technology standards on:

1. Interoperability and compatibility.
2. Technology support.
3. Technology standards.
4. Broad-based requirements.
5. Strategic planning and R&D.

Managing Communications and Information

NIMS communications and information systems enable the essential functions needed to provide a common operating picture and interoperability for:

- Incident management communications.
- Information management.
- Interoperability standards.

The NIMS Integration Center will also develop a national database for incident reports.

Taking the Posttest

You should now be ready to take the NIMS posttest. The purpose of the test is to make sure that you have learned the course content. The posttest includes 25 multiple-choice items. To receive a certificate of completion credit for this course, you must answer 75% of the questions correctly.

Follow these steps to take the exam:

1. Go to: <http://training.fema.gov/EMIWeb/IS/is700>
2. Click on "Download Final Exam Questions" (found at the bottom of the page). You may want to print the test.
3. Click on "Take Final Exam" (found at the bottom of the page).